

## ARRIVALS / DEPARTURES PROTOCOLS

### ARRIVAL PROTOCOLS

U.S. travelers visiting Puerto Vallarta and its surrounding areas in Jalisco by air are required to follow COVID-19 health and safety protocols and to complete the following steps before boarding a flight.

#### COMPLETE THE HEALTH QUESTIONNAIRE



In order to safeguard the health and safety of arrivals on the same flight, the Federal Aviation Agency requires air passengers complete the Questionnaire of Identification of Risk Factors in Travelers. Once completed, arrivals to PVR International Airport will receive a QR code to present to federal agents at the security gate. Please see the questionnaire [here](#).

#### COMPLETE THE OFFICIAL IMMIGRATION FORM



All foreign citizens traveling to Mexico are required to fill in the Multiple Immigration Form entitled **Forma Migratoria Multiple (FMM)**. Some airlines provide the form on board, but not all, so air passengers are advised to complete the online entry form prior to departure. The completed form must be printed on both sides and can be found [here](#).

#### COMPLETE THE CUSTOMS DECLARATION FORM



Upon arrival, travelers will need to fill out and present the customs declaration form. Many airlines provide this on board, but they are also readily available at PVR international Airport. Only one form needs to be completed per family or group of people that are traveling together and live in the same household. You'll present this form to the customs officer upon arrival. To save time, travelers can complete the declaration form online [here](#).

### DEPARTURE PROTOCOLS

In line with the state of Jalisco's COVID-19 health and safety requirements, departing travelers will need to complete the following steps:

#### COMPLETE A NEW HEALTH QUESTIONNAIRE



The Federal Aviation Agency also requires all air passengers complete the Questionnaire of Identification of Risk Factors in Travelers upon departure. Once completed, travelers will receive a new QR code to present at the security gate. [Click here](#).

#### PROVIDE A NEGATIVE COVID-19 TEST RESULT AND FILL OUT ATTESTATION FORM



All airlines flying into the United States require confirmation of a negative COVID-19 test result that was processed within 72 hours before the time of departure. Alternatively, travelers can provide documentation of recovery such as a letter from a healthcare provider or public health official confirming clearance for international travel. For all passengers returning to the U.S. Your test must be taken within 72 hours before your flight. Negative test results or documentation of recovery must be presented at check-in or before boarding a flight. Additionally, air passengers are required to confirm that the information they present is true in the form of a written attestation, which must be submitted within 72 hours of their flight. [Click here](#).

#### PROVIDE THE COMPLETED MULTIPLE IMMIGRATION FORM



All foreign citizens departing Mexico must present the Multiple Immigration Form (Forma Migratoria Multiple (FMM)) that was completed upon arrival at the security gate.

#### FOLLOW INDIVIDUAL AIRLINE REQUIREMENTS AND PROCEDURES



Each airline has its own COVID-19 related procedures and protocols for boarding. As such, travelers are advised to check with their chosen airline for additional documentation requirements prior to departure. Please see below airline carriers with flight routes into PVR from key airports in the United States:



Download VeriFLY and Travel with Assurance: [Click here](#).

- Requirements:
- Upload negative COVID-19 test results to VeriFLY
  - Complete the attestation form at VeriFLY

Once you submit your test results and complete the attestation form your pass will be successfully activated. You'll need to show your completed verify pass to an Alaska Airlines agent before going through security.



Download VeriFLY and Travel with Assurance: [Click here](#).

- Requirements:
- Upload negative COVID-19 test results to VeriFLY
  - Complete the attestation form at VeriFLY

Once test results are submitted and an attestation form is completed, a pass will be activated. Travelers will need to show a completed VeriFLY pass to an American Airlines agent before boarding.



- Requirements:
- Upload negative COVID-19 test results to the app at: [Click here](#).
  - Complete the attestation form at: [Click here](#).

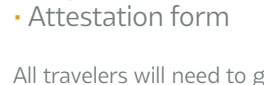
Once test results are submitted and an attestation form is completed, passengers can show their verification screen to a Delta Airlines agent before boarding.



All required documents must be presented physically upon check in.

- Requirements:
- Negative COVID-19 test result
  - Attestation form

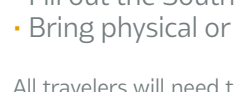
All travelers will need to go to the ticket counter where documentation will be verified before they can proceed through to security.



Complete each of the below steps prior to arriving at the airport.

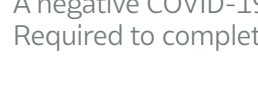
- Fill out the Southwest attestation form online: [Click here](#).
- Bring physical or electronic documentation of a negative COVID-19 viral test result.

All travelers will need to go to the ticket counter where documentation will be verified before they can proceed through to security.



A negative COVID-19 viral test. Required to complete an attestation form, which can be found [here](#).

Please print and bring this completed form with you to the airport. Travelers can also complete the attestation form at the airport upon arrival. Due to these new processes, please allow extra time for check-in at the airport.



Download the United Airlines app to enter the following documentation for check-in: [Click here](#).

- Requirements:
- Upload negative COVID-19 test results
  - Complete the attestation form in the app

Once test results are submitted and an attestation form is completed, a pass will be activated. Travelers will need to show a completed pass to a United Airlines agent before boarding.